

# Sparkasse app: Add more accounts

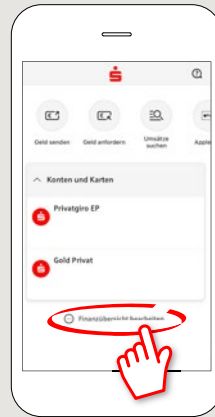
[www.sparkasse-nuernberg.de](http://www.sparkasse-nuernberg.de)



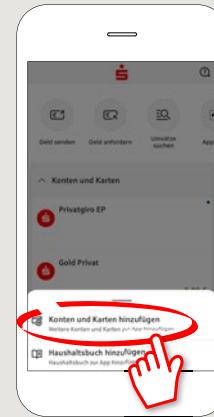
The following description applies to the iOS operating system. For other mobile operating systems, the procedure may differ slightly.

**1** Start the **Sparkasse app** by tapping on the app icon and enter your password.

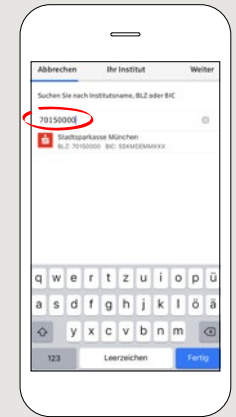
**2** Tap „**Finanzübersicht bearbeiten**“ on your start page.



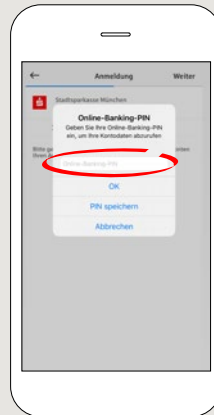
**3** Tap on „**Konten und Karten hinzufügen**“.



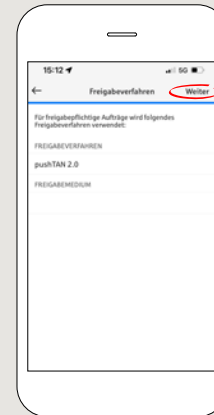
**4** Enter the bank code or bank name of the bank where the account is held.



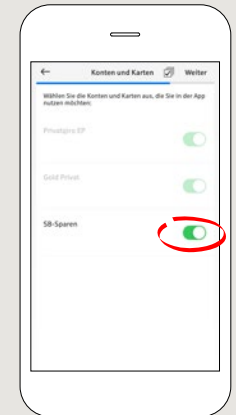
In the next step you enter your **login name** (= your online banking login name) and then your **online banking pin**.



**5** Confirm the release procedure with „**Weiter**“.



**6** Select your accounts and cards to be displayed in your financial overview. Then click on „**Weiter**“.  
Your newly created account is now in your financial overview.



DO YOU HAVE ANY QUESTIONS? WE ARE HERE FOR YOU:

Phone: 0911 230-1000  
E-Mail: [info@sparkasse-nuernberg.de](mailto:info@sparkasse-nuernberg.de)

Consultation and service:  
Monday to Friday from 8-19 h

GETTING THERE QUICKLY IS EASY:

Further online services of Sparkasse Nuremberg can be found at [www.sparkasse-nuernberg.de/services](http://www.sparkasse-nuernberg.de/services)

